

## MONTHLY STATISTICAL BULLETIN

## SEPTEMBER 2021

Market capitalization: 214.324.456.127

Turnover: 615.657.953

Number of transactions: 2.105

MBI10: 5.697,25

↓0,46%

↓78,01%

↑3,29%

↓2,55%

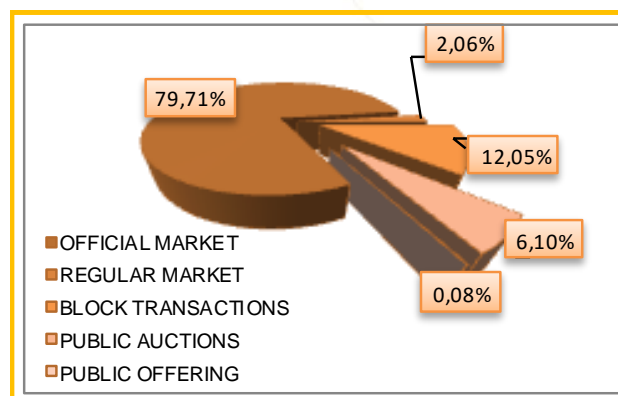
## BASIC INDICATORS

TURNOVER (denars)	August 2021	September 2021	% of change
<b>TRADING IN BEST</b>	<b>696.376.220</b>	<b>503.426.341</b>	<b>-27,71</b>
SHARES	472.571.156	430.550.084	-8,89
BONDS	223.805.064	72.876.257	-67,44
OTHER SECURITIES	0	0	-
DAILY AVERAGE TURNOVER (denars)	33.160.772	23.972.683	-27,71
DAILY AVERAGE NUMBER OF TRANSACTIONS	96	99	3,13
<b>BLOCK TRANSACTIONS</b>	<b>2.097.481.077</b>	<b>74.210.068</b>	<b>-96,46</b>
<b>PUBLIC AUCTIONS</b>	<b>0</b>	<b>37.551.544</b>	<b>-</b>
<b>PUBLIC OFFERING</b>	<b>6.398.000</b>	<b>470.000</b>	<b>-92,65</b>
<b>TOTAL</b>	<b>2.800.255.297</b>	<b>615.657.953</b>	<b>-78,01</b>
<b>NUMBER OF TRANSACTIONS</b>			
TRADING IN BEST	2.017	2.081	3,17
BLOCK TRANSACTIONS	12	15	25,00
PUBLIC AUCTIONS	0	3	-
PUBLIC OFFERING	9	6	-33,33
<b>TOTAL</b>	<b>2.038</b>	<b>2.105</b>	<b>3,29</b>
<b>MARKET CAPITALIZATION (denars)</b>			
<b>MARKET CAPITALIZATION OF SHARES</b>	<b>215.314.747.213</b>	<b>214.324.456.127</b>	<b>-0,46</b>
OFFICIAL MARKET-SHARES	210.094.592.798	207.916.672.068	-1,04
MARKET OF JOINT STOCK COMPANIES WITH SPECIAL REPORTING OBLIGATIONS	5.220.154.415	6.407.784.059	22,75
<b>MARKET CAPITALIZATION OF BONDS</b>	<b>15.823.066.774</b>	<b>15.834.615.853</b>	<b>0,07</b>
<b>MARKET CAPITALIZATION OF OTHER SECURITIES</b>	<b>312.087.125</b>	<b>313.101.110</b>	<b>0,32</b>
<b>TOTAL MARKET CAPITALIZATION</b>	<b>231.449.901.112</b>	<b>230.472.173.090</b>	<b>-0,42</b>
<b>MBI10</b>	<b>5.846,49</b>	<b>5.697,25</b>	<b>-2,55</b>
<b>OMB</b>	<b>133,68</b>	<b>133,72</b>	<b>0,03</b>
<b>NUMBER OF LISTED SECURITIES</b>	<b>96*</b>	<b>96*</b>	<b>0,00</b>
<b>NUMBER OF TRADING DAYS</b>	<b>21</b>	<b>21</b>	<b>0,00</b>

\*The calculation includes the shares of Idevelop AD Skopje, ArceloMittal Skopje (HRM) AD Skopje, Blagoj Tufanov AD Radovish and Trudbenik AD Ohrid which are long term suspended from listing.

## TURNOVER STRUCTURE

Market segment	Turnover (denars)	Turnover (EUR)	%	Number of transactions
<b>OFFICIAL MARKET</b>	<b>490.718.927</b>	<b>7.964.891</b>	<b>79,71</b>	<b>2.070</b>
<b>REGULAR MARKET</b>	<b>12.707.414</b>	<b>206.609</b>	<b>2,06</b>	<b>11</b>
<b>BLOCK TRANSACTIONS</b>	<b>74.210.068</b>	<b>1.204.285</b>	<b>12,05</b>	<b>15</b>
<b>PUBLIC AUCTIONS</b>	<b>37.551.544</b>	<b>610.643</b>	<b>6,10</b>	<b>3</b>
<b>PUBLIC OFFERING</b>	<b>470.000</b>	<b>7.623</b>	<b>0,08</b>	<b>6</b>
<b>TOTAL</b>	<b>615.657.953</b>	<b>9.994.051</b>	<b>100,00</b>	<b>2.105</b>



## MONTHLY STATISTICAL BULLETIN

## 10 MOST LIQUID SHARES (Official market)

Issuer	Max (denars)	Min (denars)	Average price (denars)	Volume	Turnover (denars)	Turnover (EUR)	%	Num. of trans.	Market capitalization (denars)
Komercijalna banka Skopje	10.779,00	9.746,00	10.349,37	14.887	154.071.135	2.500.272	36,87	672	23.331.857.250
Alkaloid Skopje	18.350,00	15.987,00	17.251,34	5.459	94.175.078	1.528.379	22,54	391	24.496.447.199
Makpetrol Skopje	78.000,00	74.000,00	75.862,18	605	45.896.620	744.778	10,98	164	8.488.793.475
NLB Banka Skopje	27.000,00	26.000,00	26.653,16	1.354	36.088.374	586.081	8,64	106	22.206.440.061
Granit Skopje	1.349,00	1.300,00	1.305,17	23.694	30.924.640	501.888	7,40	160	4.008.146.985
Stopanska banka Skopje	1.350,00	1.299,00	1.333,81	17.816	23.763.142	385.819	5,69	156	22.872.835.800
Stopanska banka Bitola	3.010,00	2.900,00	2.987,34	2.715	8.110.617	131.708	1,94	62	1.172.931.000
TTK Banka Skopje	1.450,00	1.410,00	1.433,53	4.001	5.735.570	93.117	1,37	48	1.280.122.080
Makedonski Telekom Skopje	359,00	330,00	339,95	15.118	5.139.392	83.534	1,23	32	32.155.827.466
Replek Skopje	106.000,00	104.000,00	104.666,67	24	2.512.000	40.762	0,60	12	2.747.520.000
Rest				30.556	11.426.102	185.459	2,73	125	65.155.750.752
<b>Total</b>				<b>116.229</b>	<b>417.842.670</b>	<b>6.781.798</b>	<b>100,00</b>	<b>1.928</b>	<b>207.916.672.068</b>

## TOP GAINERS / TOP LOSERS—OFFICIAL MARKET

Issuer	Average price (denars) 31.08.2021	Average price (denars) 30.09.2021	% of change
<b>TOP GAINERS</b>			
Skovin Skopje	11,00	18,00	63,64
Prilepska Pivarnica Prilep	34.501,00	37.898,00	9,85
Ading Skopje	652,00	700,00	7,36
Cementarnica USJE Skopje	33.536,00	35.101,00	4,67
VV Tikves Kavadarci	5.210,00	5.431,00	4,24
<b>TOP LOSERS</b>			
Makosped Skopje	250,00	191,00	-23,60
Evropa Skopje	3.301,00	2.900,00	-12,15
RZ Uslugi Skopje	60,00	53,00	-11,67
Beton Skopje	4.000,48	3.601,00	-9,99
Makstil Skopje	99,00	90,31	-8,78

## OVERVIEW OF THE TRADING WITH BONDS

	HIGH (%)	LOW (%)	Last daily average price (%)	Last trading day	Volume	Turnover (denars)	Turnover (EUR)	Yield to maturity *
Centralna kooperativna banka AD Skopje - convertible bonds	100,00	100,00	100,00	15.9.2021	250	15.400.750	250.000	2,20%
Government bonds-denationalization XVI issue (RMDEN16)	100,10	99,80	99,80	22.9.2021	17.177	1.059.102	17.192	2,06%
Government bonds-denationalization XVIII issue (RMDEN18)	99,80	99,80	99,80	21.9.2021	1.715	105.566	1.712	2,05%
Government bonds-denationalization XIX issue (RMDEN19)	99,90	99,50	99,90	29.9.2021	65.343	4.020.657	65.243	2,02%
Government bonds-denationalization XX1 issue (RMDEN20)	100,00	99,90	99,90	30.9.2021	849.761	52.290.181	848.947	2,00%

\* The model for calculation of annual average yield to maturity is adapted to the characteristics of the bonds. Calculation date is 30.09.2021 using the last average price of the bonds.

## MONTHLY STATISTICAL BULLETIN

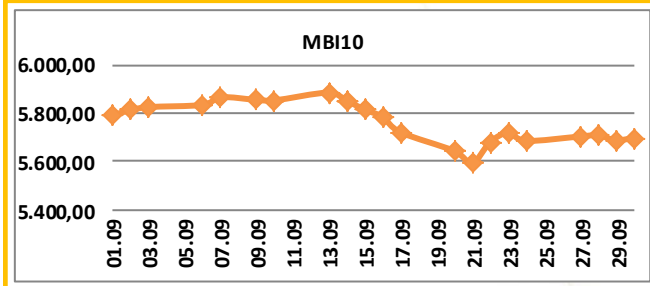
## MBI10

Value at 30.09.2021 **5.697,25**

MAX Value in September (13.09.2021) 5.885,39

MIN Value in September (21.09.2021) 5.593,42

% of change from 30.12.2020 21,09%

All about MBI10 on: <http://www.mse.com.mk/Indicies.aspx?Index=MBI10>

Composition of MBI10	Turnover (denars)	Volume	Num. of trans.	Last average price	% of monthly change of price
Alkaloid AD Skopje	94.175.078	5.459	391	17.114,19	1,15
Granit AD Skopje	30.924.640	23.694	160	1.305,00	-3,26
Komercijalna banka AD Skopje	199.513.935	19.317	682	10.237,46	-3,92
Makpetrol AD Skopje	48.971.538	646	165	75.535,17	-5,58
Makedonijaturist AD Skopje	933.979	197	7	4.700,00	2,17
Stopanska banka AD Skopje	23.763.142	17.816	156	1.310,00	-3,18
TTK banka AD Skopje	5.735.570	4.001	48	1.410,00	-2,76
Makedonski Telekom AD Skopje	5.139.392	15.118	32	335,52	-1,32
Stopanska banka AD Bitola	8.110.617	2.715	62	3.000,00	0,00
NLB Banka AD Skopje	46.049.224	1.719	107	26.001,00	-2,80

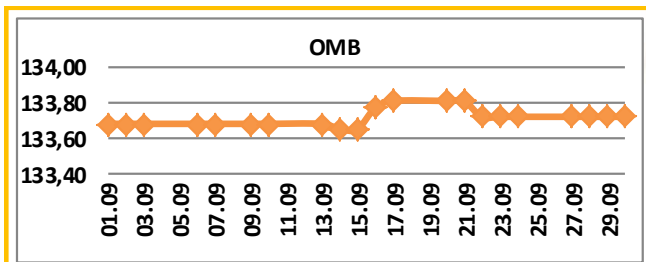
## OMB

Value at 30.09.2021 **133,72**

MAX Value in September (17.09.2021) 133,81

MIN Value in September (14.09.2021) 133,65

% of change from 30.12.2020 0,53%

All about OMB on: <http://www.mse.com.mk/Indicies.aspx?Index=OMB>

Composition of OMB	Turnover (denars)	Volume	Num. of trans.	Last average price	% of monthly change of price
Government bonds-denationalization XII issue (RMDEN12)	0	0	0	99,50	0,00
Government bonds-denationalization XIII issue (RMDEN13)	0	0	0	99,70	0,00
Government bonds-denationalization XIV issue (RMDEN14)	0	0	0	100,00	0,00
Government bonds-denationalization XV issue (RMDEN15)	0	0	0	99,00	0,00
Government bonds-denationalization XVI issue (RMDEN16)	1.059.102	17.177	2	99,80	0,00
Government bonds-denationalization XVII issue (RMDEN17)	0	0	0	99,80	0,00
Government bonds-denationalization XVIII issue (RMDEN18)	105.566	1.715	1	99,80	0,00
Government bonds-denationalization XIX issue (RMDEN19)	4.020.657	65.343	24	99,90	0,10
Government bonds-denationalization XX issue (RMDEN20)	52.290.181	849.761	113	99,90	0,00



# MONTHLY STATISTICAL BULLETIN

## MBI10 LISTED COMPANIES RATIOS

Issuer	P/E Ratio <sup>1</sup>	Dividend yield <sup>2</sup>	Foreign investors participation in September 2021	Foreign investors participation in August 2021	Change
Alkaloid AD Skopje	20,98	2,34%	2,84%	2,83%	0,01%
Granit AD Skopje	70,41	1,28%	3,19%	3,29%	-0,10%
Komercijalna banka AD Skopje	12,03	5,86%	2,47%	2,49%	-0,02%
Makpetrol AD Skopje	24,34	2,65%	1,40%	1,40%	0,00%
Makedonijaturist AD Skopje	-	0,00%	0,81%	0,81%	0,00%
Stopanska banka AD Skopje	11,69	0,00%	92,37%	92,37%	0,00%
TTK banka AD Skopje	14,12	6,38%	1,16%	1,16%	0,00%
Makedonski Telekom AD Skopje	20,06	4,77%	1,09%	1,09%	0,00%
Stopanska banka AD Bitola	14,40	0,00%	2,00%	2,01%	-0,01%
NLB banka AD Skopje	13,03	0,00%	87,63%	87,65%	-0,02%

[1] Share price at last day of trading in currently month, / Earnings per share

[2] The ratios are calculated using the data from the last published Audited financial reports and last paid dividend.

## FOREIGN INVESTORS—OFFICIAL MARKET

September 2021	Foreign Legal investors September 2021	Foreign private investors September 2021	Total Foreign entities September 2021	Total Foreign entities August 2021	Change
Shares <sup>[3]</sup>	34,25%	1,22%	35,47%	35,47%	0,00%
Denationalization bonds <sup>[4]</sup>	0,11%	0,07%	0,18%	0,22%	-0,04%
Continuous government bonds <sup>[5]</sup>	0,05%	0,00%	0,05%	0,08%	-0,03%

[3] Data as last day of trading in currently month according to the Central Securities Depository, regarding the participation of the foreign investors in the number of shares.

[4,5] Data as last day of trading in currently month according to the Central Securities Depository, regarding the participation of the foreign investors in the total nominal value of bonds.

## FOREIGN AND DOMESTIC INVESTORS IN THE TOTAL TURNOVER [6]

	BUYING % of total	SELLING % of total
Foreign private investors	1,42%	1,06%
Foreign Legal investors	3,61%	4,60%
<b>Total Foreign Legal entities</b>	<b>5,03%</b>	<b>5,66%</b>
Domestic private investors	64,13%	73,58%
Domestic Legal investors	30,84%	20,76%
<b>Total Domestic Legal entities</b>	<b>94,97%</b>	<b>94,34%</b>

[6] Data as last day of trading in currently month according to the Central Securities Depository, regarding the participation of the foreign and domestic investors in the total turnover.

## TURNOVER PER MEMBERS / in denars

Member	Code	Trading in BEST system	% of trading in BEST sys.	Block (denars)	% block	Public auctions	% of Public auctions	Public offering	% of Public offering	Total
Eurohaus AD Skopje	EH	197.585.550	19,62	88.414.536	59,57	17.388.000	23,15	0	0,00	303.388.086
ILIRIKA INVESTMENTS AD Skopje	IL	252.234.597	25,05	22.515.000	15,17	20.163.544	26,85	0	0,00	294.913.141
Komercijalna banka AD Skopje	KB	190.239.363	18,89	0	0,00	37.551.544	50,00	0	0,00	227.790.907
TTK Banka Skopje	TK	80.506.846	8,00	18.042.600	12,16	0	0,00	0	0,00	98.549.446
NLB Banka AD Skopje	TN	73.039.239	7,25	0	0,00	0	0,00	0	0,00	73.039.239
INVESTBROKER AD Skopje	MI	71.025.234	7,05	0	0,00	0	0,00	940.000	100,00	71.965.234
Fersped Broker AD Skopje	FR	37.957.466	3,77	14.808.000	9,98	0	0,00	0	0,00	52.765.466
Stopanska banka AD Skopje	SB	52.743.798	5,24	0	0,00	0	0,00	0	0,00	52.743.798
INOVO BROKER AD Skopje	IN	43.316.715	4,30	4.640.000	3,13	0	0,00	0	0,00	47.956.715
Sparkase banka AD Skopje	SP	8.203.874	0,81	0	0,00	0	0,00	0	0,00	8.203.874
<b>Total</b>		<b>1.006.852.682</b>	<b>100,00</b>	<b>148.420.136</b>	<b>100,00</b>	<b>75.103.088</b>	<b>100,00</b>	<b>940.000</b>	<b>100,00</b>	<b>1.231.315.906</b>

Turnover via BEST system and turnover in block trades is calculated on the basis of double counting, in order to include the executed cross trades by the MSE members in the structure of the overall MSE turnover. As since July 13, during the government auctions on the selling side there is no brokers (i.e. MSE performs this role), the turnover derived from government auctions is still calculated on the basis of single counting.

## MONTHLY STATISTICAL BULLETIN

## AS A REMINDER

The product of the Macedonian Stock Exchange **BESTNET ANALYTICS** is a modern internet service that helps investors in building well-founded investment strategies and in bringing valuable investment decisions.

**BESTNET ANALYTICS** contains:

- Data for more than **100** companies traded on the Macedonian Stock Exchange
- More than **70** different financial indicators of companies and more than **40** indicators for banks
- Monitoring and comparing the values for the last **3** years
- Tracking results by quarters
- Data in den, euros and dollars
- Data for paid dividends from companies for the last **4** years
- Data for the major shareholders of the company
- Data for management bodies of the company
- Data for related companies
- Comparison and monitoring of a large number of financial indicators
- Monitoring indicators by sectors and industries
- Graphic display of technical indicators
- Over **40** technical indicators and oscillators
- Monitoring of investments, determining their current value
- Calculation of gains / losses from unrealized transactions
- Calculation of gains / losses from trades executed
- Simulated portfolios

Шифра на XB	Датум на трансакција	Број на трансакција	Количина	Куповна вредност - вкупно (во ден.)	Датум на последна цена	Последна просечна цена	Вкупна вредност (во ден.)	Нереализирана добитка / загуба (во ден.)	% промена од купување на XB	% од вредноста на вкупните вложувања
GRNT	17.02.2009	X52515136	600,00	360.000,00	21.01.2009	653,11	391.866,00	1.800.000,00	133,33%	3,74%
TELE	11.06.2009	1235649	600,00	360.000,00	21.01.2009	653,11	391.866,00	31.866,00	8,85%	1,00%
<b>скратен преглед на поединечна трансакција</b>										
Македонски Телеком Скопје (TELE)										
Тип на хартија	Share		Куповна вредност - вкупно (во ден.)		360.000,00		Датум на последна цена		21.01.2009	
Датум на трансакција	11.06.2009		Последна просечна цена		653,11		Нето вредност (во ден.)		391.866,00	
Број на трансакција	1235649		Акмулирана камата (во ден.)		0,00		Вкупна вредност (во ден.)		391.866,00	
Количина	600,00		Нереализирана добитка / загуба (во ден.)		31.866,00		% промена од купување на XB		8,85%	
Куповна цена (во ден.)	600,00		% од вредноста на вкупните вложувања		1,00%					
Номинална вредност	0,00 MKD									
Куповна вредност (во ден.)	360.000,00									
Купена акумул. камата (во ден.)	0,00									
Трансакциони трошоци (во ден.)	500,00									
<b>детален преглед на поединечна трансакција</b>										
P.Македонија - денационализација 01 (PMDE01)										
Тип на хартија	Bond		Куповна вредност - вкупно (во ден.)		107.092,08		Датум на последна цена		27.11.2007	
Датум на трансакција	11.07.2008		Последна просечна цена		85,00		Нето вредност (во ден.)		116.662,50	
Број на трансакција	1919		Акмулирана камата (во ден.)		1.238,85		Вкупна вредност (во ден.)		117.888,35	
Количина	2.250,00		Нереализирана добитка / загуба (во ден.)		11.198,57		% промена од купување на XB		10,05%	
Куповна цена (во %)	77,50		% од вредноста на вкупните вложувања		0,30%					
Номинална вредност	1,00 EUR									
Куповна вредност (во ден.)	106.689,77									
Купена акумул. камата (во ден.)	402,31									
Трансакциони трошоци (во ден.)	500,00									
<b>TOTAL</b>			<b>36.067.092,08</b>		<b>62.684.319,35</b>		<b>26.617.629,57</b>		<b>100,00%</b>	

Опис на XB	Податоци од тргувањето
Лазарен сегмент	Официјален пазар
Лазарен подсегмент	Берзанска котација - обични акции
Тип на XB	Обични акции
ISIN број	MKALKA101011
Вкупни издадени XB	1431353
Шифра на XB	ALK
Номинална вредност	25,56 EUR
<b>Дејења на цената и прометот</b>	
Највисока цена во посл. 52 недели	4.599,00
Најниска цена во посл. 52 недели	3.799,00
% промена во посл. 30 дена	8,48%
% промена во посл. 3 месеци	6,98%
% промена во посл. 6 месеци	0,80%
% промена во посл. 1 година	-4,07%
Просечен дневен промет во посл. 30 дена	645.146,23
Просечен дневен промет во посл. 3 месеци	812.362,12
Просечен дневен промет во тековната година	626.836,29
Просечен дневен промет во посл. 52 недели	1.304.591,88
<b>Показатели по акција за издавачот</b>	
Коefициент цена / добитка	10,43
Дивиденден принос	3,98%
Коefициент цена / Книговодствена вредност по акција	0,91
Коefициент цена / Акмулирана добитка по акција	2,62
Коefициент цена / приходи од продажба	1,01
Коefициент цена / парични прилими од оперативни активности	13,59
Коefициент цена / оперативна добитка	8,93
Коefициент цена / EBITDA	6,35
Највисок P/E во посл. 52 недели	11,46
Најнисок P/E во посл. 52 недели	9,47
Нето добитка по акција за посл. 12 месеци	430,59
Коefициент цена / добитка за посл. 12 месеци	9,77

For more information on : [www.bestnet.com.mk](http://www.bestnet.com.mk)

# ДО СОПСТВЕНИ КВАДРАТИ СО НАЈНИСКИ КАМАТИ

опција 1

**2,9%**фиксна камата за  
првите пет години

опција 2

**3,0%**фиксна камата за  
првите десет години**3,9%**променлива за остатокот  
од периодот на отплата

Период на отплата

до **30**  
години

Станбен кредит со  
најниски камати на пазарот



комерцијална банка аџ скопје

www.kb.com.mk  
контакт центар: (02) 3 296 800



МАКЕДОНСКА БЕРЗА  
MACEDONIAN STOCK EXCHANGE